

TWO NEW SPECIES OF THE GENUS *DERMACARUS* HALLER, 1880 (ACARI: GLYCYPHAGIDAE)

A. Fain¹, J. R. Philips² and N. Wilson³

-----ABSTRACT—Two new species of hypopi, *Dermacarus norvegicus* n. sp. from the nest of an owl, *Aegolius funereus*, in Norway and *D. alaskensis* n. sp. from a woodpecker, *Picoides tridactylus*, in Alaska are described and figured. The authors believe that the true hosts of these hypopi were probably small rodents which had been in contact with these birds (possibly as prey) or their nests or had utilized their tree-holes at a previous time.-----

1. *Dermacarus norvegicus* spec. nov.

This new species is represented by a single hypopus. As all the hypopi of this genus are phoretic on mammals, mainly rodents, one may surmise that this specimen was also a parasite of a rodent and had been introduced into the nest with its host.

This new species is characterized by the absence of palposomal solenidia and setae, the poorly developed clasping organ, and the long narrow club-shaped hairs of the clasping organ.

The absence of palposomal setae has so far been observed only in *D. mexicanus* (Fain, 1969). The new species described here is further distinguished from that species by the absence of scales on the dorsum, the presence of only 4 foliate setae on tarsi I, the smaller clasping organ, the very narrow anterior club-shaped hairs, and the long bare setae of femora I.

HYPOPUS (Figs. 1-6)—Holotype 270 μ long and 210 μ wide, in poor condition. Dorsum without distinct shields or pattern. Dorsal setae short. Venter: Epimera III and epimerites II fused. Clasping organ small with long narrow club-shaped hairs bearing 7 to 9 transverse ridges. Palposomal setae and solenidia absent. Legs: Tarsi I to IV with 7-7-5-5 setae, respectively. Four foliate setae on tarsi I-II, 3 foliate setae on tarsus III. Setae of trochanters I-II and femur II, with short barbs, seta of femur I long and bare. Genu I without a solenidion.

HOST AND LOCALITY—In the nest of a boreal owl, *Aegolius funereus*, from Nannestad, Norway (holotype hypopus) collected by S. Hagvar, 1. VIII. 1977. Holotype in the Institut royal des Sciences naturelles de Belgique.

2. *Dermacarus alaskensis* spec. nov.

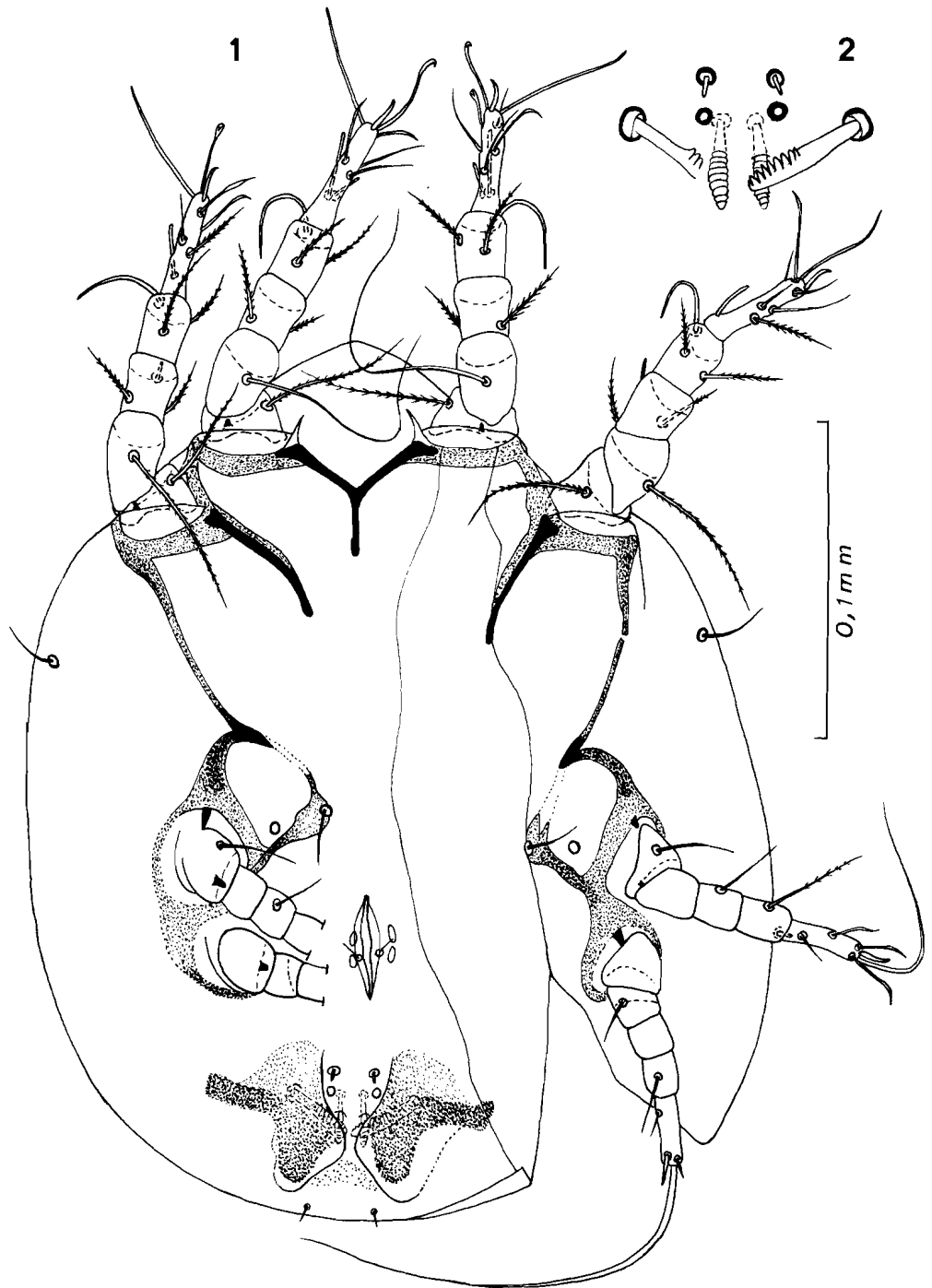
This species is very close to *D. norvegicus* sp. n. It is distinguished from the latter by the more anterior location of setae *sc i* compared with *sc e* and the presence of a distinct punctate shield on the posterior of the opisthonotum.

HYPOPUS (Fig. 7)—Holotype 310 μ long and 234 μ wide. Dorsum: All setae very thin and short. Opisthonotum with a distinct punctate shield. Venter: As in *D. norvegicus*.

1. Institut de Médecine Tropicale, Nationalestraat 155, B-2000 Antwerpen, Belgium.

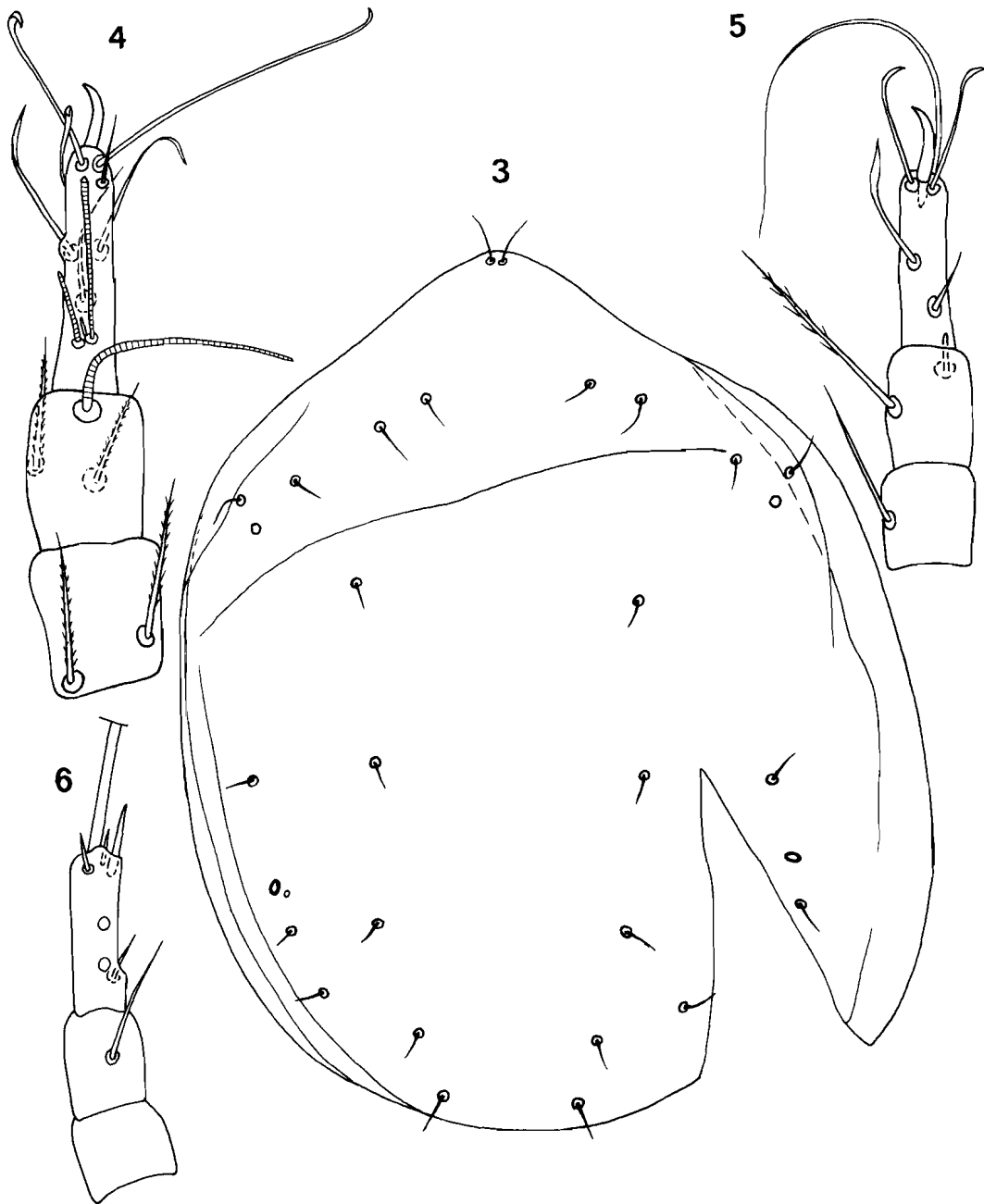
2. Department of Forest Zoology, State University of New York, Syracuse, New York, 13210, U. S. A.

3. Department of Biology, University of Northern Iowa, Cedar Falls, Iowa 50613, U. S. A.



Figs. 1-2: *Dermacarus norvegicus* sp. n. (Hypopus): 1, holotype in ventral view; 2, club-shaped setae of clasper organ.

HOST AND LOCALITY—From a Northern three-toed woodpecker, *Picoides tridactylus*, 8.8 km southeast of Palmer, Alaska (holotype and 1 paratype hypopi), collected by G. E. Haas,



Figs. 3-6: *Dermacarus norvegicus* sp.n. (Holotype hypopus): 3, dorsum; 4, Genu, tibia and tarsus I; 5, III; 6, and IV.

17. X. 1975. Holotype in the U.S. National Museum, Washington, D.C.; paratype in the Institut Royal des Sciences naturelles de Belgique. The presence of these hypopi on a bird was probably accidental.

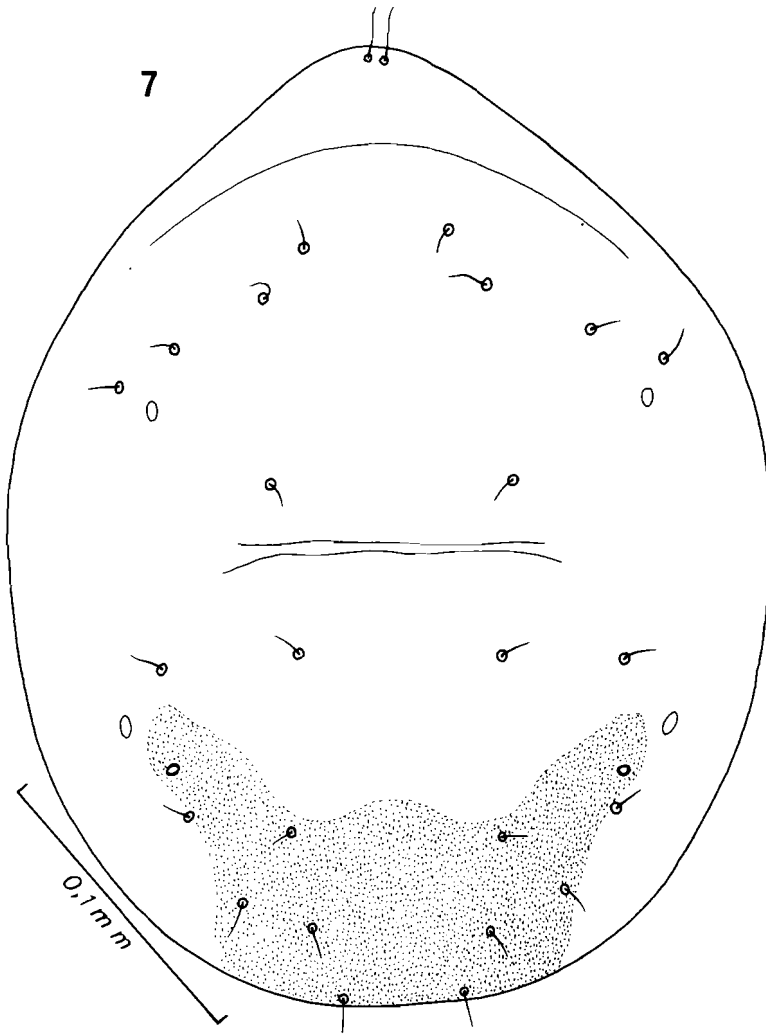


Fig.7: *Dermacarus alaskensis* sp. n. (Hypopus) dorsum.

REFERENCE

- Fain, A. (1969). Les Deutonymphes hypopiales vivant en association phorétique sur les Mammifères (Acarina: Sarcoptiformes). Bull. Inst. roy. Sci. nat. Belg. 45 (33): 1-262.
-