

TWO NEW RHINONYSSIDS  
FROM AUSTRIAN BIRDS  
(ACARINA : MESOSTIGMATA)

by A. FAIN and W. SIXL

Recently, we have described a new rhinonyssid (*Ptilonyssus reguli*) from the Kinglet in Austria (FAIN and SIXL, 1969).

In the present paper we are adding two new species from the same country.

FAMILY RHINONYSSIDAE TROUESSART, 1895

Genus **Sternostoma** BERLESE and TROUESSART, 1889

1. **Sternostoma ficedulae** spec. nov.

FEMALE (holotype) (fig. 1-5): LI<sub>d</sub> 534  $\mu$ ; WI<sub>d</sub> 315  $\mu$ ; LPP 240  $\mu$ ; WPP 225  $\mu$ ; LOP 184  $\mu$ ; WOP 120  $\mu$ ; LSP 126  $\mu$ ; WSP 90  $\mu$ ; LGP 110  $\mu$ ; WGP 66  $\mu$ ; WAP 57  $\mu$ ; LG 120  $\mu$ ; WG 78  $\mu$ ; LCH 84  $\mu$ ; LCh 5  $\mu$ ; WCH 16  $\mu$ .

All the specimens are strongly flattened. Podosomal and opisthosomal shields with a faint network pattern. Anus terminal. Sternal shield rectangular with a very faint network and bearing the sternal setae. Legs I much broader than the other legs. All the legs rather long. Legs II to IV with thin and delicate claws. Claws of tarsi I strongly modified. Gnathosoma partly ventral. Palps well developed. Chelicerae slightly inflated basally.

This species is well characterized by the relatively great length of the palpi, the shape and the structure of the dorsal and ventral plates, and the chaetotaxy of the tarsi II to IV which bear ventrally several discoid-like hairs mixed with small cylindrical hairs.

Host and locality: In the nasal cavities of a *Ficedula albicollis*, of Brunsee, Austria, 5.V.1970.

Type in the Institut royal des Sciences naturelles, Brussels, Paratypes (5 females in the collection of the authors).

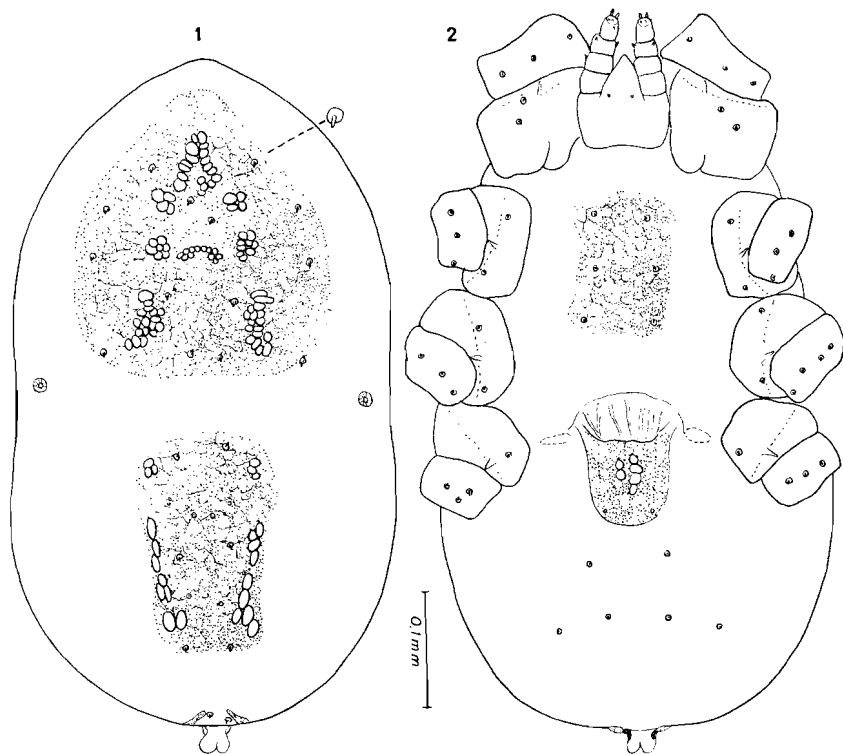


FIG. 1-2. — *Sternostoma ficedulae* sp. n. Female in dorsal (fig. 1) and ventral view (fig. 2).

## Genus **Ptilonyssus** BERLESE and TROUËSSART, 1889

### 1. **Ptilonyssus fringillae** spec. nov.

This species has been found in the nasal cavities of a *Fringilla coelebs* in Belgium and in Austria. It belongs to the group « hirsti » and is close to *Ptilonyssus emberizae* FAIN, 1956. A few years ago, FAIN and HYLAND (1963) have rattaché to this species several specimens found in Belgium in the same host.

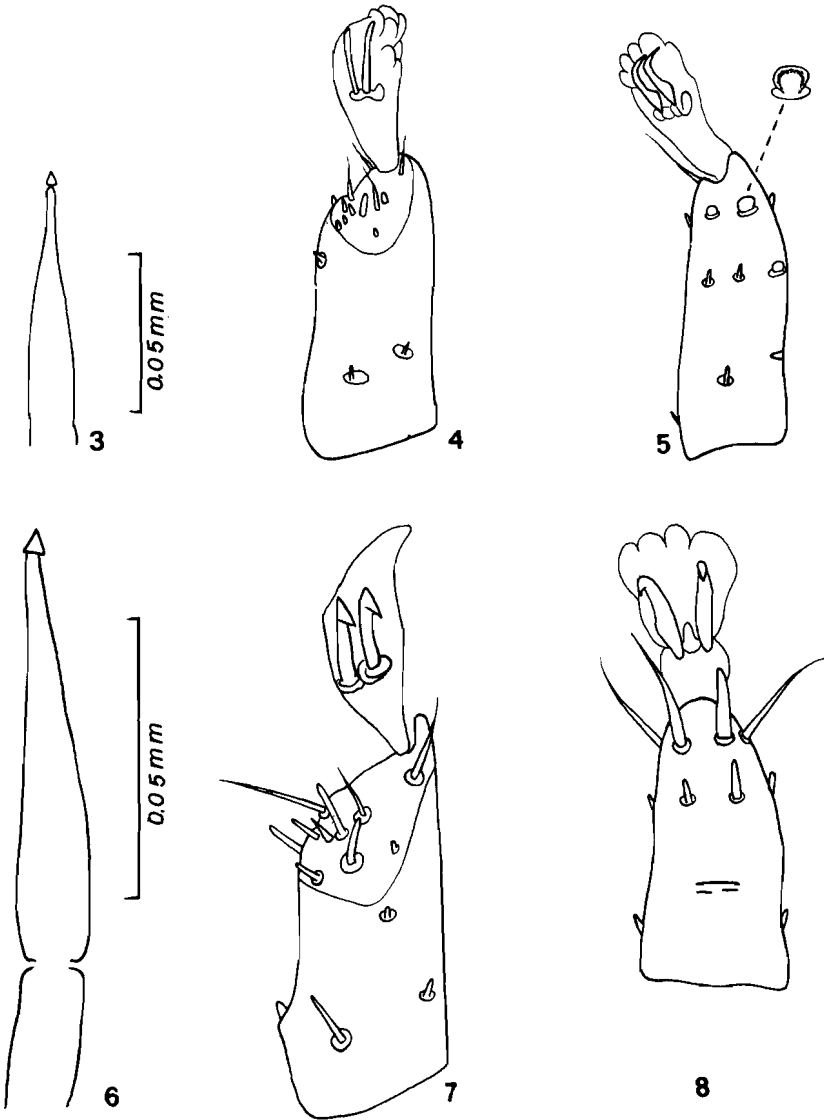


FIG. 3-8. — *Sternostoma ficedulae* sp. n. Female : chelicerae (fig. 3) ; leg tarsi I dorsolaterally (fig. 4) and IV ventrolaterally (fig. 5).  
*Ptilonyssus fringillae* sp. n. Female : chelicerae (fig. 6) ; leg tarsi I dorsolaterally (fig. 7) and IV ventrally (fig. 8).

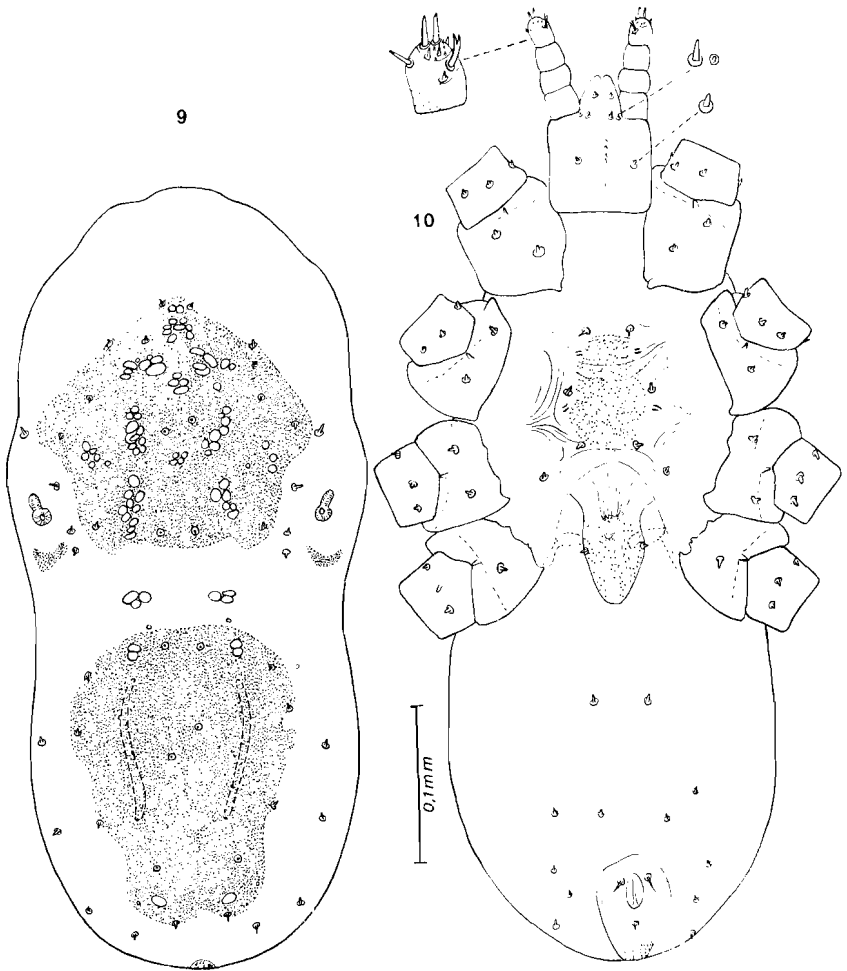


FIG. 9-10. — *Ptilonyssus fringillae* sp. n. Female in dorsal (fig. 9) and ventral view (fig. 10).

We think now that they belong in fact to a new species that we describe here.

FEMALE (holotype) (fig. 6-10): LI<sub>d</sub> 495  $\mu$ ; WI<sub>d</sub> 240  $\mu$ ; LPP 170  $\mu$ ; WPP 175  $\mu$ ; LOP 198  $\mu$ ; WOP 150  $\mu$ ; LSP 69  $\mu$ ; WSP 60  $\mu$ ; LGP 90  $\mu$ ; WGP 39  $\mu$ ; LAP 68  $\mu$ ; WAP 49  $\mu$ ; LG 125  $\mu$ ; WG 69  $\mu$ ; LP 69  $\mu$ ; LCH 106  $\mu$ ; WCH 12  $\mu$ .

This species bears four pairs of setae in the sternal region and a small two-tined spur (apotele) on the tarsal palpi, as in *P. emberizae*. It differs from that species by the shape of the opisthosomal shield which is broadly rounded anteriorly and more attenuated backwards, by the smaller size of the body and the different structure of the chaetotaxy of the idiosoma, these hairs being shorter, more cylindrical and rounded apically.

The propodosomal shield resembles that of *P. emberizae*. Opisthosomal shield more or less oval. Sternal shield slightly punctate with a poorly developed transversal striation. Epigynial shield small, with a faint punctation.

Host and locality: In the nasal cavities of several *Fringilla coelebs* in Austria (localities: Aupal, 6.V.1970 and Brunusee) (type and paratypes) and in Belgium (Wijneghem near Antwerpen, 6.V.1937) (paratypes).

Type in the Institut royal des Sciences naturelles de Belgique, paratypes in the collection of the authors.

## BIBLIOGRAPHY

- FAIN A., 1957. — Les acariens des familles Epidermoptidae et Rhinonyssidae parasites des fosses nasales d'oiseaux au Ruanda-Urundi et au Congo belge. *Ann. Musée Congo belge*, Série 8, 60 : 1-176.
- FAIN A. et HYLAND K., 1963. — Deux nouveaux Rhinonyssidés communs aux faunes d'Amérique du Nord et de Belgique. *Bull. Ann. Soc. roy. Ent. Belgique*, 99 (26) : 375-386.
- FAIN A. and SIXL W., 1969. — A new nasal mite (*Ptilonyssus reguli* n. sp.) from the Kinglet (*Regulus regulus*) in Austria. *Bull. Ann. Soc. roy. Ent. Belg.*, 105 : 264-266.
-